




Alarm

The interface features to avoid missing an important event

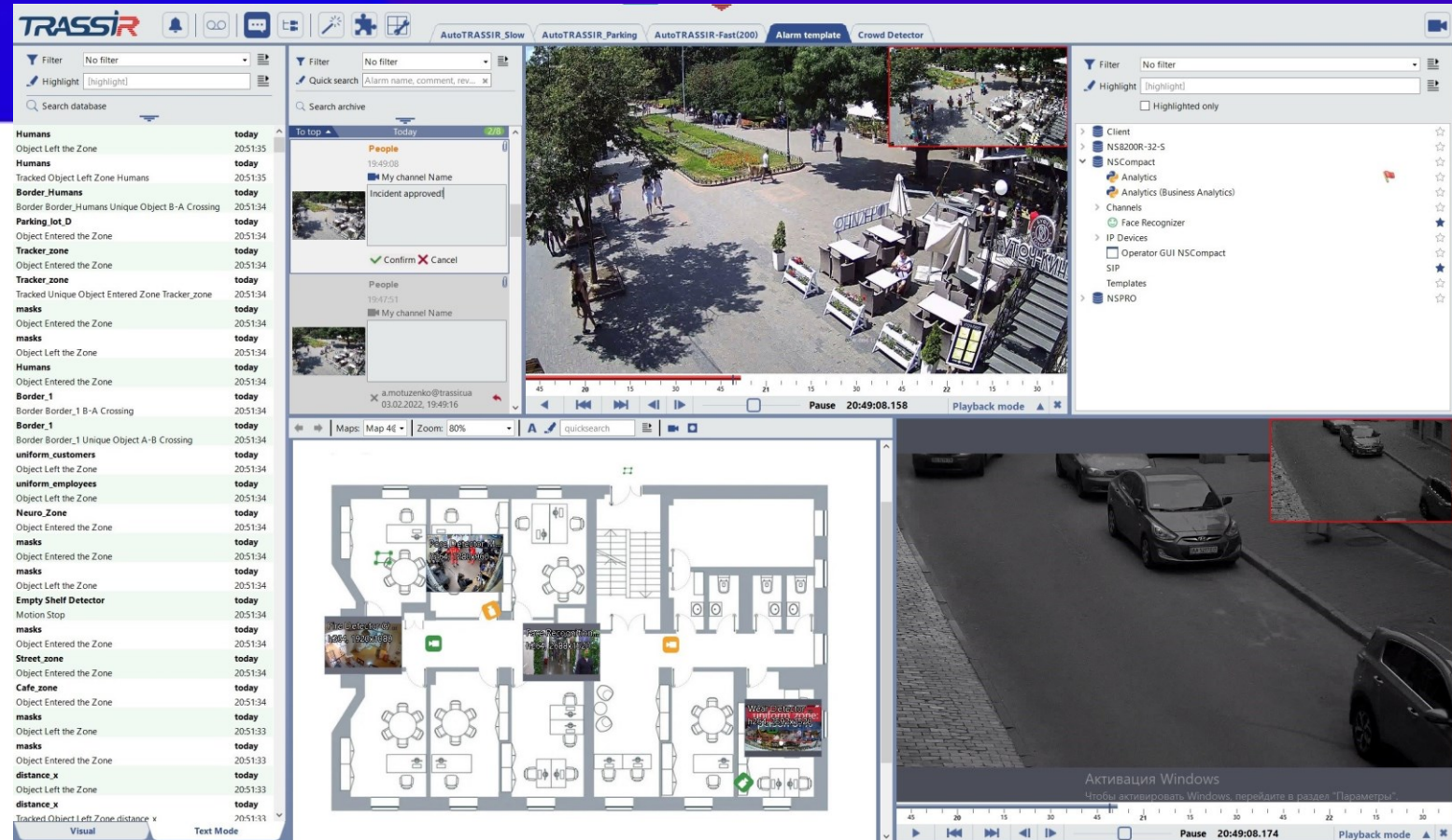




TRASSIR alarm interface

allows receiving notifications when an alarm event occurs.

This will help an operator to faster react to the event, evaluate the severity of a threat, and take the appropriate measures.



Alarm interface operation scheme



An object is captured by a video camera



The operator can go to the archive to confirm or decline the alarm



An alarm appears in the attention window



The detector reacts to the object



Types of events



Face recognition



Neuro detector events
(object in the area, object in the area for a set time,
crossing a set line)



Social distance detector
module events



Face mask detector
module events



Pose Detector
module events



Body temperature alarm
(excessive body temperature detection event when using
thermal imaging cameras integrated into Trassir)



Movement
detection



Face detection in
image



Sound
detection



Fire or smoke
detection



Flame extinction
detection



Unattended item
detection



Closing/opening of
alarm input



Security system
events



ArUco marker
detection in image



Types of response when set events occur:



Showing the channel on which an alarm has occurred in the TRASSIR software.



Saving a screenshot of an event to a local drive



Sending an alarm description and screenshot by email



Sending an alarm description and screenshot via Telegram (server only)



Sending a screenshot to FTP



Activation of third-party notification systems



Displaying a text message with event details



Opening a pop-up window with event details



Playing audio



Alert generation



Face Recognition

Face recognition module

Due to the detection feature Face Recognition smart module offers the capability to search for one of the detected faces in the archive or real-time mode.

TRASSIR Face Recognition allows searching by time, date and camera, as well as exporting the video of the detected events to a file.



Neuro Detector


Smart neural detector

Capable to recognise people, cars, and bicycles on video.

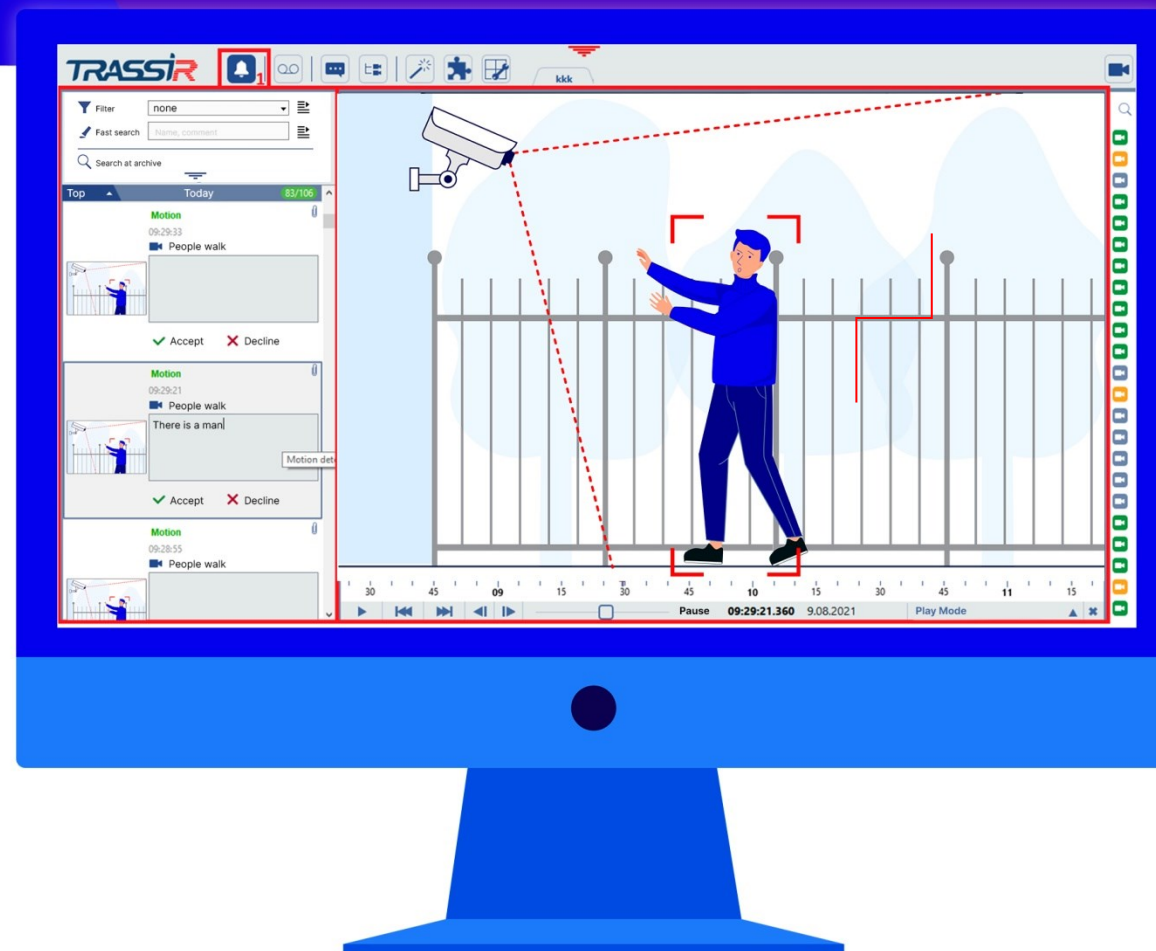
No triggers on other moving objects, e.g. trees.

Various built-in false alarm filters.

When the detector is triggered, a notification appears for an operator in the TRASSIR software.



You can also set up notifications to email or SMS, as well as connect a Telegram bot.



Neuro Abandoned Object Detector

is designed to detect unattended and forgotten items left in the camera's field of view. The use of such a detector is often required at airports or railway stations, as well as on street cameras for Safe City projects.

Due to the notifications configured an operator can receive alarms in the following cases:



Item with no owner:

If no owner of the item is identified, the detector triggers after the user-defined time has elapsed. The threshold is set in the no-movement time window.



Owner disappeared from the field of view.



Owner stepped out from the field of view.



Pose Detector

allows detecting various poses of people and classifying them

Due to the notifications configured an operator can react in time to atypical behavior of people near ATMs, people falling down in hospitals or nursing homes, hands raised in the air in case of an armed attack.

The module allows sending incident notifications in cases where an employee has fallen down due to any injury.



When an incident notification is received, an operator can promptly inform the medical services about that.

Detectable poses:



seated



bent



prone



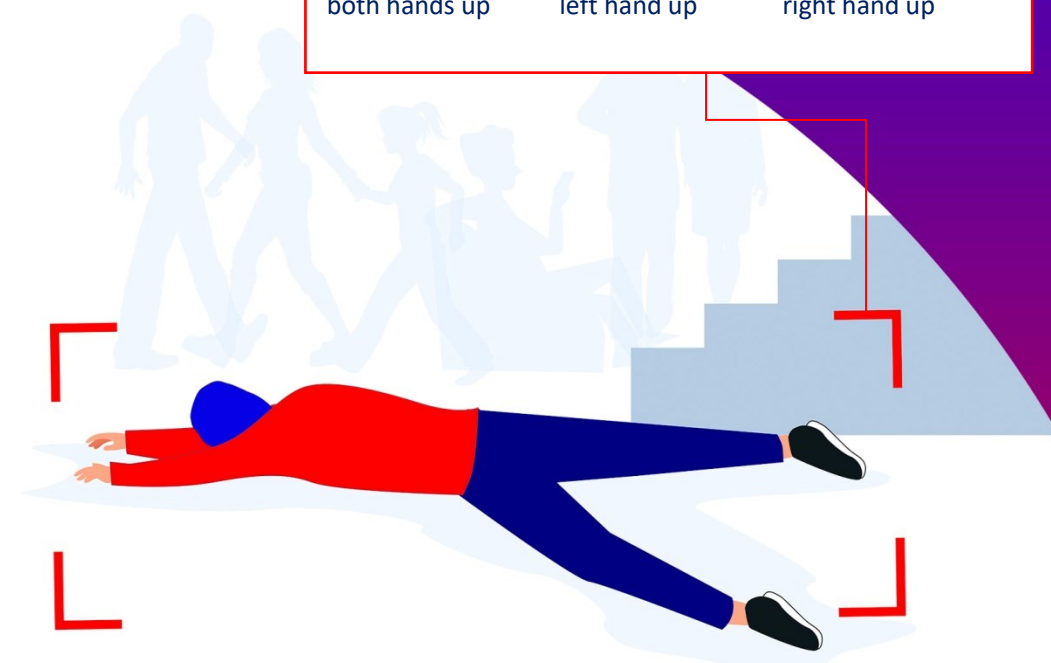
both hands up



left hand up

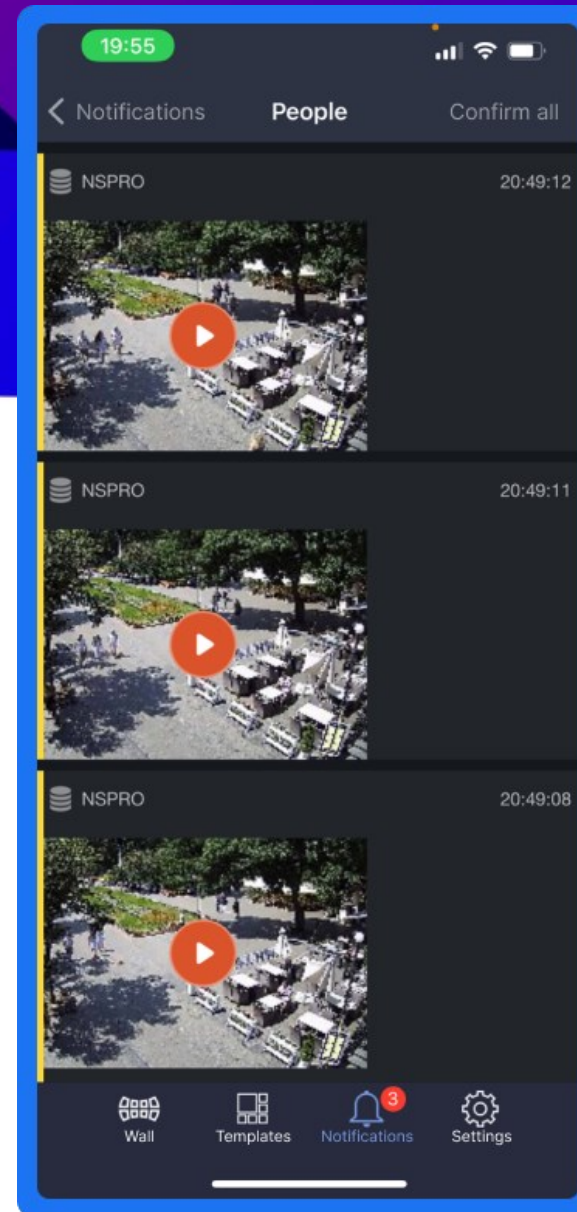


right hand up



Technical implementation:

- User objects must be connected to TRASSIR Cloud.
- Scripts that are used to generate alarms for the motion detector and the detector of people and objects:
 - motion_alarms.info.ru (generation of simple notifications)
 - motion_alarms.ru (generation of notifications with the "Confirm" and "Decline" buttons)
 - neuro_detector_security.ru (generation of alarms by the detector of people and objects)
- It is possible to use the Alarm Monitor script for any detectors in TRASSIR in order to flexibly configure reactions.





Contact info



www.trassir.com



+44 208 187 6001



welcome@trassir.com