

A man with a grey beard and mustache, wearing a white hard hat, a blue and white checkered shirt, and a dark grey vest, is smiling and looking upwards. He is holding a blue clipboard. The background is a large warehouse with high shelves filled with boxes, supported by orange and blue metal beams.

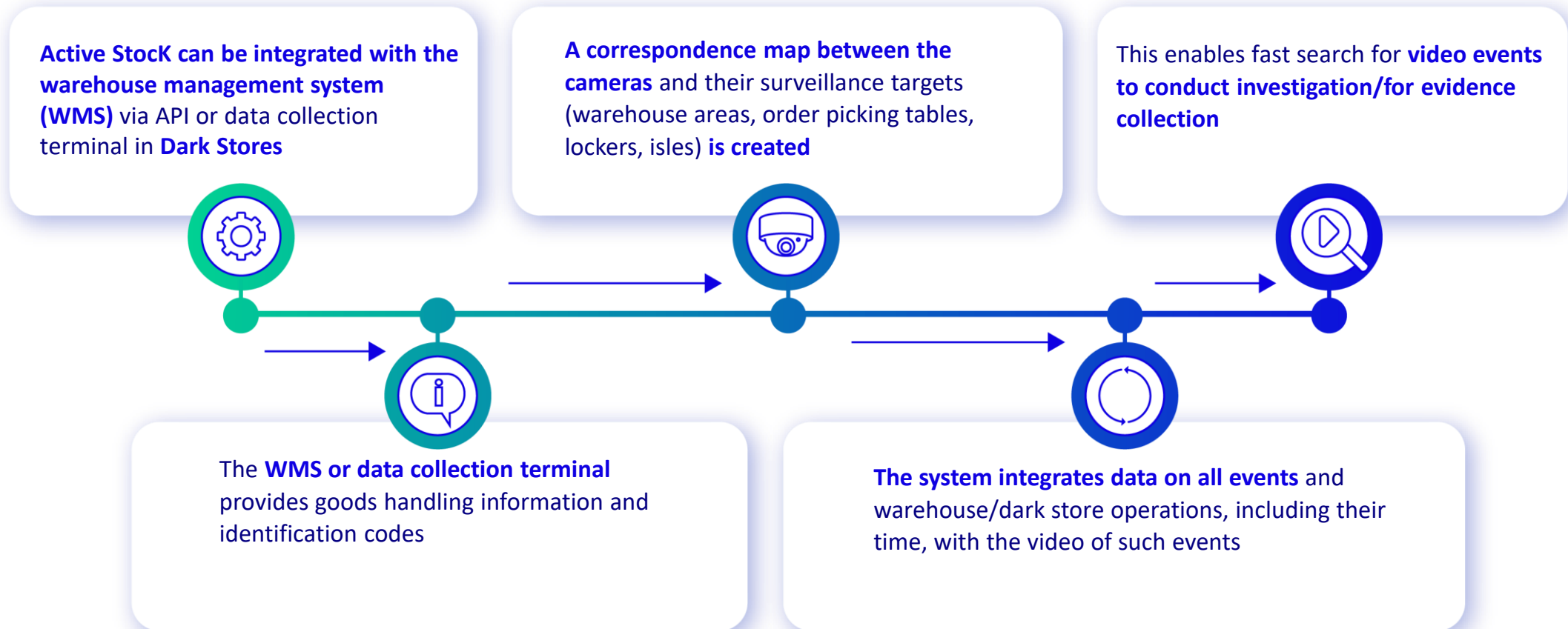
TRASSI®

Active Stock

Video control module for
warehouse operations

TRASSIR ACTIVE STOCK

A warehouse analytics system providing smart search for all stages of goods handling and fast video evidence to investigate warehouse loss incidents



SUITABLE SOLUTION FOR

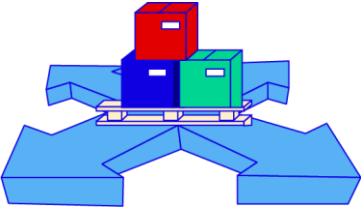
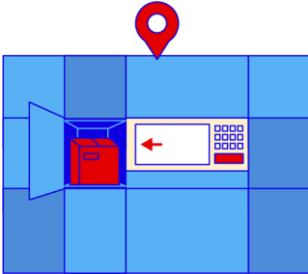
Marketplaces



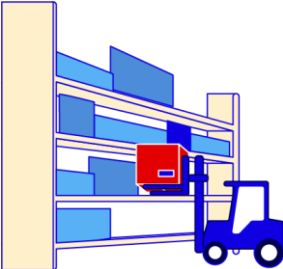
Dark stores



Pick-up points



Distribution centers



Warehouse and logistics complexes

EXAMPLE OF USER SCENARIO

For a Distribution Center or Warehouse Complex



INCIDENT



A retail shop generates an order to ship goods from a warehouse or distribution center (DC)

The DC picks the order and dispatches it to the shop

Some issues identified upon goods acceptance at the shop:

The shop manager draws up a discrepancy report and sends it to the responsible security officer for investigation



Order/goods identification



List of videos showing all operations with the missing goods



Viewing selected stage for investigation purposes



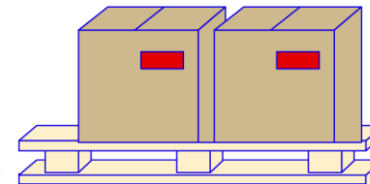
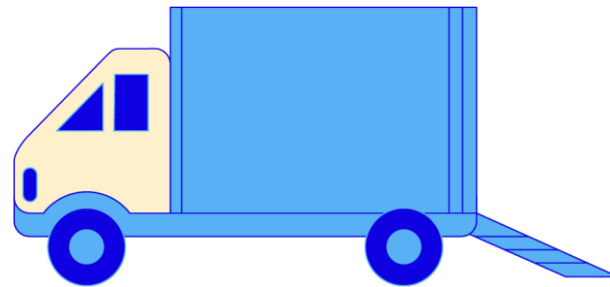
Order not delivered in full



Partially damaged goods



Delivery of wrong goods



EXAMPLE OF USER SCENARIO

For a Distribution Center or Warehouse Complex



INCIDENT



Order/goods identification



A security officer logs into the Warehouse Control Module

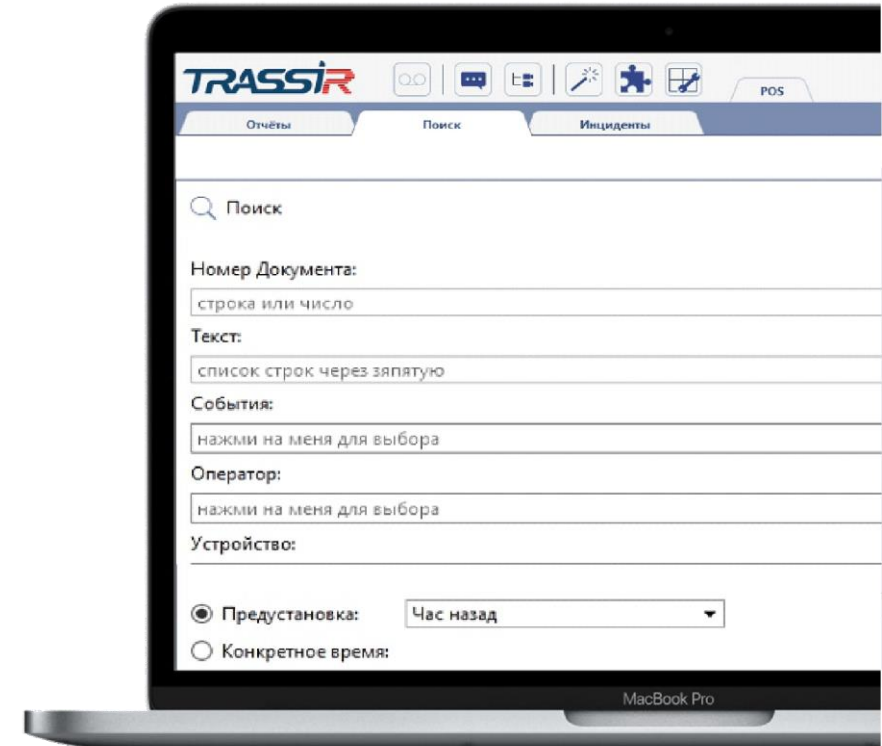
He enters an identification code (e.g. pallet No. / cell No. / order No. or goods code / combination of these codes) in the "Search" section



List of videos showing all operations with the missing goods



Viewing selected stage for investigation purposes



EXAMPLE OF USER SCENARIO

For a Distribution Center or Warehouse Complex



INCIDENT



Order/goods identification



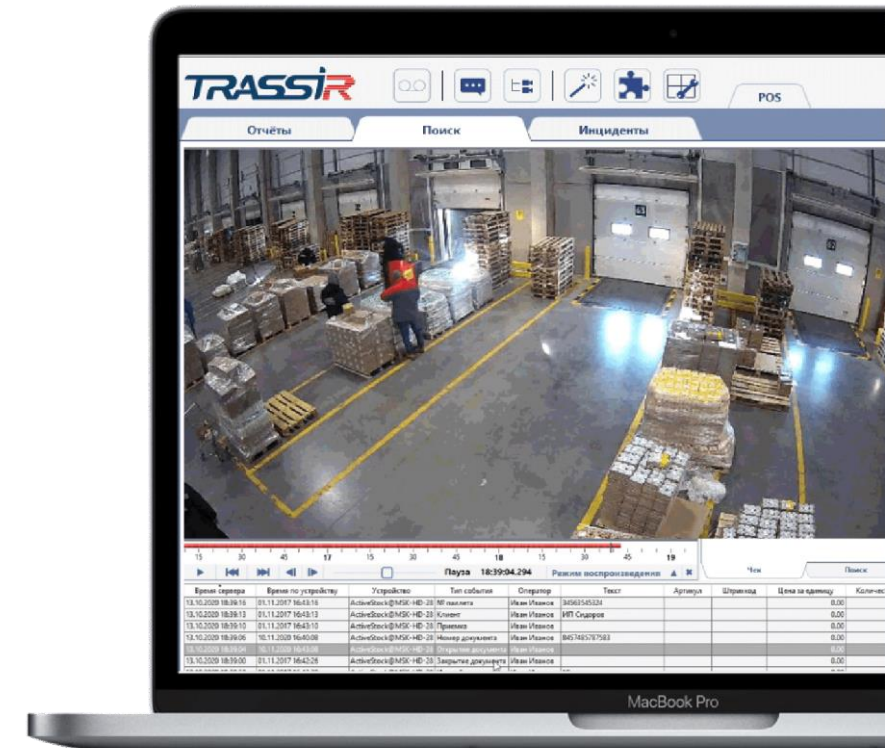
List of videos showing all operations with the missing goods



Within seconds, the systems issues a list of videos from all cameras showing all operations with the goods



Viewing selected stage for investigation purposes



EXAMPLE OF USER SCENARIO

For a Distribution Center or Warehouse Complex



INCIDENT



Order/goods identification



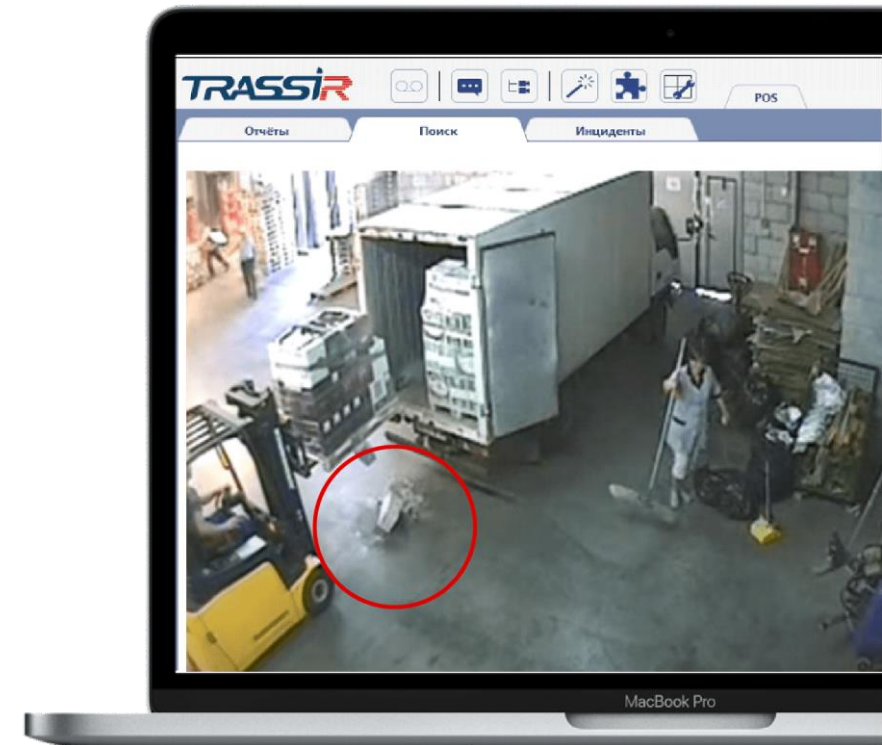
List of videos showing all operations with the missing goods



Viewing selected stage for investigation purposes

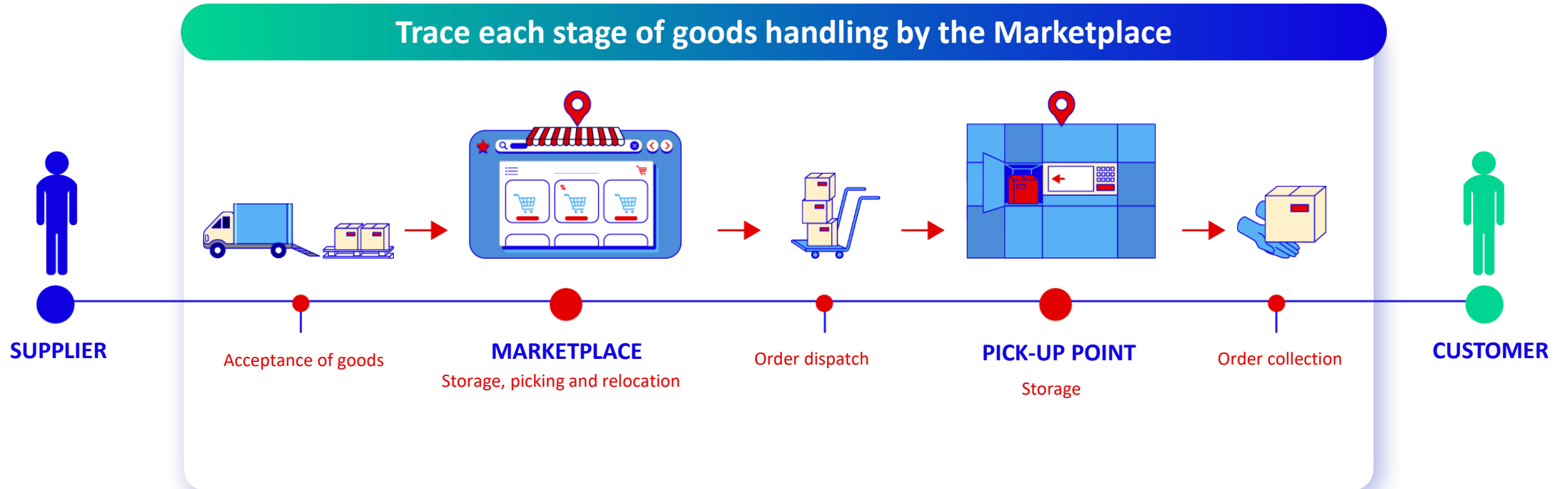


By selecting the required type of operation, the security officer quickly finds a video with evidence for investigation of incidents



ADDITIONAL SCENARIO

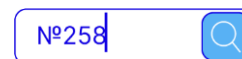
for a Marketplace with a Pick-up Point



The video surveillance cameras connected to the **Active Stock** system in pick-up points enable smart search for videos relating to all order handling events: from the supplier to the customer

USAGE SCENARIO

For Dark Stores

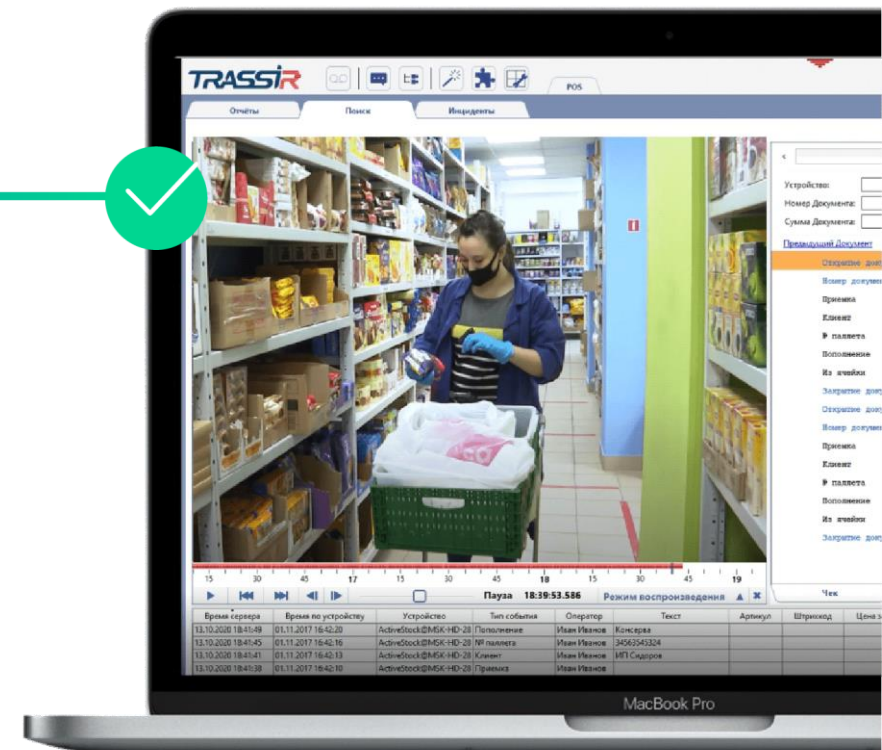



TRASSIR can be integrated with a **data collection terminal** or **smart carts** that are responsible for optimization of the order picking route

A correspondence map between the camera and required cell is created

The data collection terminal displays the name of the goods, as well as the aisle, shelf or cell number

When the order number is entered, the system issues the history of all related events





Much faster incident investigation process



More incidents investigated



Quick and easy search by event, goods or employee



Videos categorized by warehouse operation scenarios



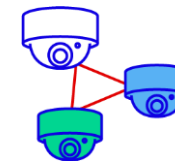
Online browsing and archive search



Unified interface to handle video and warehouse operations from the WMS



Easy integration with WMS via API



One or more cameras can be used for a facility or surveillance area

TRASSIR ACTIVE STOCK

Also allows you to:



Reduce the number of unidentified losses



Reduce the time required for security personnel to view the video during incident investigations



View video only from those cameras that were used to capture operations with goods



Reduce warehouse/DC losses due to fast identification of the guilty person



Optimize paid time of warehouse/DC personnel (fewer operators are able to handle more incidents)



Conveniently control and monitor health of a large-scale video surveillance system using Trassir CMS

Additionally:



Monitor presence of employees at their workplaces

TRASSIR CMS A Solution to Manage Large-Scale Video Surveillance Systems in Retail Industry

Intended use:



Over 20 recorders



Multiple video surveillance locations



24/7 monitoring is required

Main functionality

Advantages



24/7 video surveillance system monitoring

You will not miss any equipment failure and will not lose important data. Set up notifications or view the state online



System state reports

System state reports can be generated for any period to analyze situations. We can customize the CMS to collect reports on any system data



Convenient user management, LDAP

Convenient creation of users and flexible management of their rights based on your corporate user system



Situational center

Security officers will not miss suspicious situations without the need to monitor all cameras. Process only those alarms that arrive from the required detectors and set up smartly their actuation scenarios



Traffic savings

The required channel can still be viewed by several users even in case of slow Internet or narrow channels



Centralized server update and control via scripts

The CMS allows updating all or individual servers at one go, and controlling them via scripts

A man wearing a white hard hat, a blue and white checkered shirt, and a grey vest is smiling and looking upwards in a warehouse. He is holding a blue clipboard. The background shows high industrial shelving units filled with boxes.

TRASSIR[®]

Contacts

trassir.com

welcome@trassir.com